

### Job Description

**Document date:** 2025-02-14

**Target audience:** Supervisors & Competitors.

**Purpose:** Provide the job description for competitors to prepare for the competition.

**Process:** This document is sent to the regional supervisors. Supervisors should forward it to the competitors as soon as they receive it. This document is also available to the competitors on the competition day, but they should already be familiar with the competition setup, otherwise they might not have enough time to solve the tasks.

## Getting Started

Please head to the following URL and follow the instructions there:

[github.com/skills17/competition-manager](https://github.com/skills17/competition-manager) 


## Demo Competition

Once you have started the competition manager, you should see the Demo Competition.


The competition files are distributed in the form of two bundles:


- **Setup Bundle:** Contains the setup for the competition. This includes `package.json` and `composer.json` and setup scripts. This should be downloaded as preparation before the competition. The setup bundle has instructions on how to set up the competition environment. Competitors have to make sure to follow these instructions before the competition starts.
- **Task Bundle:** Contains the tasks, code, and tests for the competition. This is encrypted and can only be decrypted with a password provided by the supervisor. By latest the evening before the competition, the task files will be available for competitors to download.

Steps to prepare for the competition using the demo competition:

1. Download the setup bundle by clicking on the "Download Setup" button.
2. Check the readme link and follow the instructions to set up the competition environment.
3. If you open the [URL](#)  that contains the task descriptions, you will see that they are not yet available.
4. Download the task bundle by clicking on the "Download Tasks" button.

5. Decrypt the competition files using the password `1234` by clicking on the "Decrypt Tasks" button.
6. Follow the instructions you found at step 3.
7. Verify you can solve the tasks and submit the results.

 The demo competition already contains the solution to the tasks in comments. Try to find these comments (e.g. search for `so lution`) and verify that, after running the tests, you get full points.

After submitting, you should find your results here: [Demo Competition submissions](#) .

Note: Your score is intentionally not made visible on that website.

The regional competition will have the same structure as the demo competition. Therefore, it is strongly advised that you thoroughly familiarize yourself with the competition files and the competition manager.

## Regional Competition

The task bundle for the regional competition will be released at least in the evening before the competition. You can download the files from the competition manager. The password to decrypt the files will only be given to you at the beginning of the competition.

## Trouble

Got trouble with the setup? Please create an issue on the competition manager repository. You will need a GitHub account to do so.